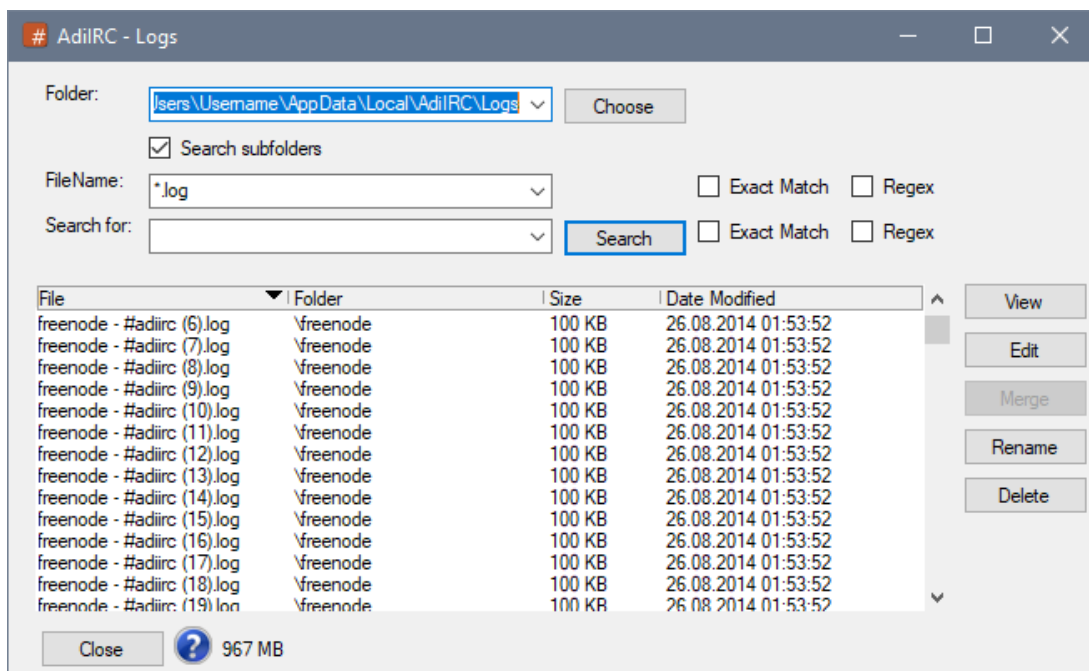


Logs Manager



Logs Manager allows searching through all log files for matching patterns.

It can be opened by clicking [Menubar](#) -> Tools -> Logs or by typing the command [/logs](#) in the [Editbox](#).

Folder

The folder to search which by default is the Log folder set in [Options](#) -> [Logging](#) -> [Log Folder](#).

Search subfolders

If enabled, all subfolders in the **Folder** is searched as well.

FileName

The filename pattern to match, either a [wildcard](#) or a [regular expression](#) if **Regex** is checked.

Search for

The pattern to search for, either a [wildcard](#) or a [regular expression](#) if **Regex** is checked.

Exact match

When enabled, searches using a [case-sensitive](#) match.

View

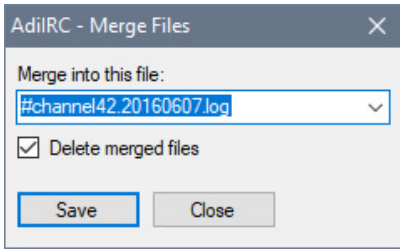
Opens the log file in the [Logs Viewer](#).

Edit

Opens the log in the custom external editor. (Notepad by default, can be changed in [Script Editor](#) -> Options -> Set External Editor)

Merge

Merges the selected log files into one big file and optionally delete the original files.



Renamed

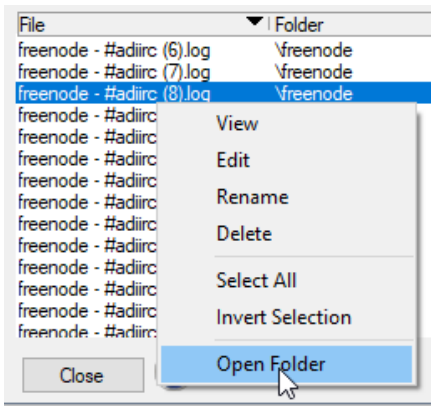
Rename the log file.

Delete

Deletes the selected log files.

Opening the folder where the logfile resides.

Right-click the logfile and click **Open Folder**.

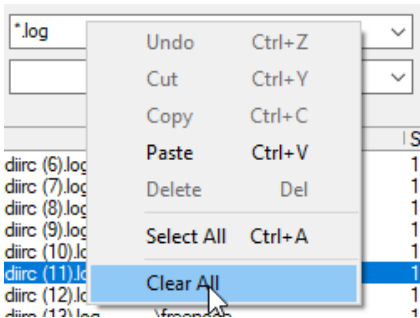


Save/Restore items

When the logs manager closes, the window size/position/state, the datagrid columns sizes, the sorted datagrid column and the sort direction, the recently used folders, filenames and search text is saved and then restored the next time the log manager is opened.

Clear saved items

Right-click the Folder/FileName/Search for dropdown and click **Clear All**.



Cycle between matches

Pressing LEFT or RIGHT in the [Logs Viewer](#) cycles between the file matches.

Files

LogsManager.png	34.6 KB	07/27/2018	Per Amundsen
clearall.png	6.46 KB	07/27/2018	Per Amundsen
openfolder.png	8.27 KB	07/27/2018	Per Amundsen
merge.png	8.27 KB	07/27/2018	Per Amundsen

