


Menubar Control

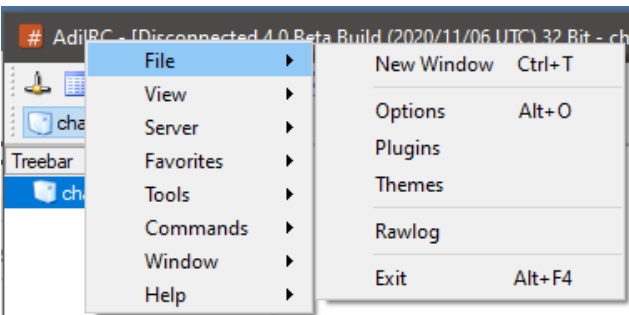


The menubar gives access to most AdiIRC features.

See also [/menubar](#), [\\$menubar](#).

Hiding the menubar

The menubar can be hidden by clicking [Menubar](#) -> View -> Menubar or by typing [/menubar](#) off or by changing [Options](#) -> [Windows](#) -> [Enable Menubar](#) or by right-clicking the Menubar and then clicking **Hide Menubar**.



When the menubar is hidden, the menubar menu can still be accessed by right-clicking the [Titlebar](#).

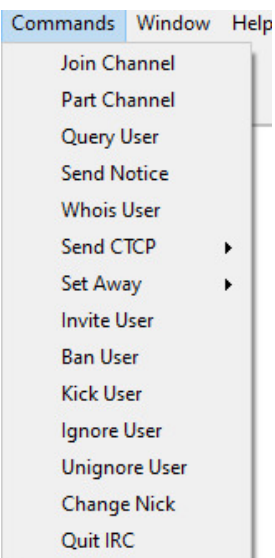
The menubar itself can be brought up by pressing the ALT key.

It can also be shown at any time/anywhere by typing [/showmenu](#) -m, which can also be associated with a [shortcut](#).

Modifying the menubar

The [/menubar](#) command can be used to add/edit/remove any menu item. To have any changes persistent, put the commands in a [on START](#) script.

Modifying the Commands menubar



The commands menu can be modified by using the [Menu Editor Dialog](#) which can be opened by clicking [Menubar](#) -> Tools -> [Edit Menu](#) or by pressing the ALT + P shortcut or by typing [/edit](#) -m.

Menus from a specific file can also be loaded using the [/load](#) command.

Menubar position

The Menubar can be moved to the top/bottom/left/right of the main window by right-clicking the menubar then clicking **Position**.

Window icon

Showing/hiding window icon can be set in [Options](#) -> [Windows](#) -> [Show icon in-Menubar](#).

Window control icons

Showing/hiding window control icons (minimize/maximize/restore) can be set in [Options](#) -> [Windows](#) -> [Show window icons in Menubar](#).

Locking bars

[Menubar/Toolbar/Switchbar/Treebar](#) can be locked so they can't be moved by right-clicking any bar and then click **Lock Bars**.

Locking bars also removes the header from the [Monitor Panels](#).

Colors

The menubar background/foreground colors can be set in [Options](#) -> [Colors](#), the control icons (minimize/maximize/restore) will use the foreground color as well.

Note: [Override Windows theme colors](#) must be enabled.

Font

The font can be changed in [Options](#) -> [Fonts & Sizes](#) or by using the [/font](#) command.

Background image

A background image for the [Menubar](#) can be set in [Options](#) -> [Backgrounds](#) or by using the [/background](#) command.

Files

menubar.png	2.5 KB	03/26/2021	Per Amundsen
menubarmenu.png	10.1 KB	03/26/2021	Per Amundsen
menubarcommands.png	5.59 KB	03/26/2021	Per Amundsen